

SVARAJ TRADING & AGENCIES LIMITED

Registered office: Office No. 30, 380/82 Amruteshwar Co- operative Housing Soc. Ltd., 2nd floor,
Jagannath Sunkersett Road, ,Mumbai, Maharashtra 400002
CIN: L51100MH1980PLC022315

Date: 10th July 2015

Code: 503624

E-mail /Fax

To,

Corporate Relationship Department
Bombay Stock Exchange Limited
Pheroze Jeejeebhoy Towers,
Dalal Street,
Mumbai – 400 001

Sub: Submission of Shareholding pattern as per clause 35 of the Listing Agreement for the quarter ended 30th Jun 2015.

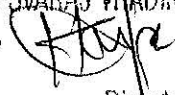
Dear Sir,

As per the requirements of Listing Agreement, we furnish herewith a copy of the Shareholding pattern under Clause 35 of the Listing Agreement for the quarter ended 30th Jun 2015.

Kindly take it on your records & acknowledge the receipt.

Thanking you,

For Svaraj Trading & Agencies Limited



Director / Auth. Signatory

Authorised Signatory

Encl.: as above

Email : svarajtradingagencies@gmail.com

Introductory sub-table (I)(a)

Name of the Company:	SVARAJ TRADING AND AGENCIES LTD.
Scrp Code, Name of the scrip, class of security:	
Quarter ended:	30/06/2015

Partly paid-up shares:-	No. of partly paid-up shares	As a % of total no. of partly paid-up shares	As a % of total no. of shares of the company
Held by promoter/promoter group	0	NIL	0
Held by public	0	NIL	0
Total - D	NIL	NIL	NIL

Outstanding convertible securities:-	No. of outstanding securities	As a % of total no. of outstanding convertible securities	As a % of total no. of shares of the company, assuming full conversion of the convertible securities
--------------------------------------	-------------------------------	---	--

Held by promoter/promoter group	0	NIL	NIL
Held by public	0	NIL	NIL
Total - E	NIL	NIL	NIL

Warrants:-	No. of warrants	As a % of total no. of warrants	As a % of total no. of shares of the company, assuming full conversion of warrants
------------	-----------------	---------------------------------	--

Held by promoter/promoter group	0	NIL	NIL
Held by public	0	NIL	NIL
Total - F	NIL	NIL	NIL


Total paid-up capital of the company, assuming full conversion of warrants and convertible securities	14750000
---	----------

FOR SVARAJ TRADING & AGENCIES LTD.


 Director / Auth. Signatory

Statement Showing Shareholding Pattern

Category code	Category of Shareholder	Number of Shareholders	Table (D)(a)			Total shareholding as a percentage of total number of shares		Shares Pledged or otherwise encumbered
			Total number of shares	Number of shares held in dematerialized form	As a percentage of (A+B) ¹	As a percentage of (A+B+C)		
(A)	Shareholding of Promoter and Promoter Group²							
1	Indian							
(a)	Individuals/ Hindu Undivided Family	3	1161100	1161100	7.87	7.87	0	
(b)	Central Government/ State Government(s)	0	0	0	0.00	0.00	0	
(c)	Bodies Corporate	0	0	0	0.00	0.00	0	
(d)	Financial Institutions/ Banks	0	0	0	0.00	0.00	0	
(e)	Any Others(Specify)	0	0	0	0.00	0.00	0	
(e-i)	Other Individuals	0	0	0	0.00	0.00	0	
(e-ii)	Mutual Fund	0	0	0	0.00	0.00	0	
(e-iii)	Body Corp in Concert	0	0	0	0.00	0.00	0	
(e-iv)	Non Government Institutions	0	0	0	0.00	0.00	0	
	Sub Total(A)(1)	3	1161100	1161100	7.87	7.87	0	
2	Foreign							
a	Individuals (Non-Residents Individuals/ Foreign Individuals)	0	0	0	0.00	0.00	0	
b	Bodies Corporate	0	0	0	0.00	0.00	0	
c	Institutions	0	0	0	0.00	0.00	0	
d	Any Others(Specify)	0	0	0	0.00	0.00	0	
	Sub Total(A)(2)	0	0	0	0.00	0.00	0	
	Total Shareholding of Promoter and Promoter Group (A)= (A)(1)+(A)(2)	3	1161100	1161100	7.87	7.87	0	
(B)	Public shareholding							
1	Institutions							
(a)	Mutual Funds/ UTI	0	0	0	0.00	0.00		
(b)	Financial Institutions / Banks	0	0	0	0.00	0.00		
(c)	Central Government/ State Government(s)	0	0	0	0.00	0.00		
(d)	Venture Capital Funds	0	0	0	0.00	0.00		
(e)	Insurance Companies	0	0	0	0.00	0.00		
(f)	Foreign Institutional Investors	0	0	0	0.00	0.00		
(g)	Foreign Venture Capital Investors	0	0	0	0.00	0.00		
(h)	Any Other (specify)	0	0	0	0.00	0.00		
	Sub-Total (B)(1)	0	0	0	0.00	0.00	0.00	


 Director
 PUBLIC SHAREHOLDING AGENCIES LTD

B 2	Non-institutions								
(a)	Bodies Corporate	28	6545725	6545725	44.38				
(a-i)	Corporate Client Bene	0	0	0	0.00				
(a-ii)	Corporate client Margin	0	0	0	0.00				
(a-iii)	Corporate Body (Offer)	0	0	0	0.00				
(b)	Individuals				0.00				
I	Individuals -i. Individual shareholders holding nominal share capital up to Rs 1 lakh	38	23076	22176	0.16				
II	ii. Individual shareholders holding nominal share capital in excess of Rs. 1 lakh	29	7020099	7020099	47.59				
(c)	Any Other (specify)	0	0	0	0.00				
(c-i)	NRI Individuals (Non Rep)	0	0	0	0.00				
(c-ii)	OCB	0	0	0	0.00				
(c-iii)	Foreign Bodies	0	0	0	0.00				
(c-iv)	NRI (Repatriation)	0	0	0	0.00				
	Sub-Total (B)(2)	95	13588900	13588000	92.13				
(B)	Total Public Shareholding (B)= (B)(1)+(B)(2)	95	13588900	13588000	92.13				
	TOTAL (A)+(B)	98	14750000	14749100	100.00				
(C)	Shares held by Custodians and against which Depository Receipts have been issued								
(1)	Promoter and Promoter Group	0	0	0	0.00				
(2)	Public	0	0	0	0.00				
	GRAND TOTAL (A)+(B)+(C)	98	14750000	14749100	100			0	0.00

For SURAJ TRADING & AGENCIES LTD.


Director / Auth. Signatory

(D)(b) SYARAJ TRADING AND AGENCIES LTD.
category "Promoter and Promoter Group"

Sr.	Name of the shareholder	Pan No.	Details of Shares held		Encumbered shares (%)		Details of warrants		Details of convertible securities		Total shares (including underlying shares assuming full conversion of warrants and convertible securities) as a % of diluted share capital	
			No. of shares held	As a % of grand total (A)+(B)+(C)	No.	As a percentage	As a % of grand total (A)+(B)+(C) of sub-clause (D)(a)	Number of warrants held	As a % total number of warrants of the same class	Number of convertible securities held		As a % total number of convertible securities of the same class
No.	(i)	(ii)	(iv)	(v)	(vi)	(vii)=(vi)/(v)*100	(viii)	(ix)	(x)	(xi)	(xii)	
1	HARENDRA GUPTA	AFAPG8469G	312220	2.116745	0	0.00	0.000000	0	0.000000	0	0.000000	2.116745
2	REKHA SONI	BEGPS9760C	412220	2.794711	0	0.00	0.000000	0	0.000000	0	0.000000	2.794711
3	SHANKAR DAS VATRACH	ACAPV2378L	436660	2.960406	0	0.00	0.000000	0	0.000000	0	0.000000	2.960406
Total			1161100	7.871862	0	0.00	0.000000	0	0.000000	0	0.000000	7.871862

FOR SYARAJ TRADING & AGENCIES LTD.

(Signature)
Directy / Auth. Signatory

(D)(b) SYARAJ TRADING AND AGENCIES LTD.
category "Promoter and Promoter Group"

Sr. No.	Name of the shareholder	Pan No.	Details of Shares held		Encumbered shares (*)			Details of warrants		Details of convertible securities		Total shares (including underlying shares assuming full conversion of warrants and convertible securities) as a % of diluted share capital
			Number of shares held	As a % of grand total (A)+(B)+(C)	No.	As a percentage (VII)-(VI)/(VI)*100	As a % of grand total (A)+(B)+(C) of sub-clause (f)(a)	Number of warrants held	As a % total number of warrants of the same class	Number of convertible securities held	As a % total number of convertible securities of the same class	
1	HARENDRA GUPTA	AFAPG8469G	312220	2.116745	0	0.000000	0	0.000000	0	0.000000	0	2.116745
2	REKHA SONI	BEGPS9760C	412220	2.794711	0	0.000000	0	0.000000	0	0.000000	0	2.794711
3	SHANKAR DAS VAIRAGI	ACAPV2378L	436660	2.960406	0	0.000000	0	0.000000	0	0.000000	0	2.960406
Total			1161100	7.871862	0	0.000000	0	0.000000	0	0.000000	0	7.871862

For SYARAJ TRADING AND AGENCIES LTD.


Director / Auth. Signatory

(1)(c)(i) SVARAJ TRADING AND AGENCIES LTD.

category "Public" and holding more than 1% of the total number of shares

Sr. No.	Name of the shareholder	Pan No.	Number of shares held	Shares as a percentage of total number of shares (i.e., Grand Total (A)+(B)+(C) indicated in Statement at para (1)(a) above}	Details of warrants		Details of convertible securities		Total shares (including underlying shares assuming full conversion of warrants and convertible securities) as a % of diluted share capital
					Number of warrants held	As a % total number of warrants of the same class	Number of convertible securities held	% w.r.t total number of convertible securities of the same class	
1	Prakash Equity Serv	AAOFF7494D	367577	2.492047	0	0.000000	0	0.000000	2.492047
2	AFTERLINK APPARTMEN	AALCA7136K	522965	3.545525	0	0.000000	0	0.000000	3.545525
3	MUCHMORE BUILDERS P	AAICM5514C	504386	3.419566	0	0.000000	0	0.000000	3.419566
4	RAGHAV SHARES SERV	AAPER6240Q	471263	3.195003	0	0.000000	0	0.000000	3.195003
5	KBK MERCANTILE LLP	AAAFK1535B	500000	3.389831	0	0.000000	0	0.000000	3.389831
6	ONWARD INVESTMENT	AABCO2963J	213500	1.447458	0	0.000000	0	0.000000	1.447458
7	DINANATH SUPPLIERS P	AAAFCD1108E	521520	3.535729	0	0.000000	0	0.000000	3.535729
8	ASSORTED INFRA-PROJE	AALCA8185A	592301	4.0156	0	0.000000	0	0.000000	4.015600
9	UNICORP WORLD PVT L	AAABCU6301Q	626737	4.249064	0	0.000000	0	0.000000	4.249064
10	SATYALAXMI VINIMAY	AAATCS8589E	567447	3.847098	0	0.000000	0	0.000000	3.847098
11	KALASHDHAN STOCKIS	AAFCK064IR	362415	2.457051	0	0.000000	0	0.000000	2.457051
12	PALANHAR VANIYA PV	AAHCP3048D	426076	2.888651	0	0.000000	0	0.000000	2.888651
13	MOONVIEW MERCANTIL	AAJCM3547Q	616482	4.179539	0	0.000000	0	0.000000	4.179539
14	MADAN LAL PALIWAL	ABWPP3961C	186352	1.263403	0	0.000000	0	0.000000	1.263403
15	SAVITA MADANLAL JAIN	ACPPJ4716P	380950	2.582712	0	0.000000	0	0.000000	2.582712
	Jointly With VIIVEK M. JAIN								
16	AKKSHAY JAIN	AEGPJ8440K	480750	3.259322	0	0.000000	0	0.000000	3.259322
	Jointly With MADANLAL PUKHRAJ JAIN								
17	ASHIKA VIVEK JAIN	ACTPJ3567H	380805	2.581729	0	0.000000	0	0.000000	2.581729
	Jointly With VIIVEK M. JAIN								
18	MADANLAL PUKHRAJ JA	AAFPJ1016N	473250	3.208475	0	0.000000	0	0.000000	3.208475
	Jointly With SAVITA MADANLAL JAIN								
19	VIVEK MADANLAL JAIN	AAEHV4344N	368800	2.500339	0	0.000000	0	0.000000	2.500339
20	PRACHI AKKSHAY JAIN	BECPS6797B	479200	3.248814	0	0.000000	0	0.000000	3.248814
	Jointly With AKKSHAY JAIN								
21	DHIRENDER SURANA	AAPPS4537H	163230	1.106644	0	0.000000	0	0.000000	1.106644
22	SUSHEELA DHIRENDRA	ABHPS1550B	300000	2.033898	0	0.000000	0	0.000000	2.033898
23	RAJNI SANTOSH BHATIA	AACP8528C	150000	1.016949	0	0.000000	0	0.000000	1.016949
24	PARTHIV M HARIYANI	AACPH0395F	270000	1.830508	0	0.000000	0	0.000000	1.830508
25	MADAN LAL PALIWAL	AAABHM8712Q	849990	5.762644	0	0.000000	0	0.000000	5.762644
26	PREMLATA RAJENDRAK	ACUPA8746K	400000	2.711864	0	0.000000	0	0.000000	2.711864
27	SUSHILKUMAR SHIVKIS	AABHS9400D	567742	3.849098	0	0.000000	0	0.000000	3.849098
28	MADAN LAL PALIWAL	ABWPP0961C	689999	4.677959	0	0.000000	0	0.000000	4.677959
Total			12433737	84.29652	0	0.000000	0	0.000000	84.296520


For Signature & Seal

 Director / Auth. Signatory

(I)(c)(ii) SVARAJ TRADING AND AGENCIES LTD.

PAC) belonging to the category "Public" and holding more than 5% of the total number of shares of the company

Sr. No.	Name(s) of the shareholder(s) and the Persons Acting in Concert (PAC) with them	Pan No.	Number of shares	Shares as a percentage of total number of shares (i.e., Grand Total (A)+(B)+(C) indicated in Statement at para (I)(a) above)	Details of warrants		Details of convertible securities		Total shares (including underlying shares assuming full conversion of warrants and convertible securities) as a % of diluted share capital
					Number of warrants	As a % total number of warrants of the same class	Number of convertible securities held	% w.r.t total number of convertible securities of the same class	
I	MADAN LAL PALIWAL.	AABHM8712Q	849990	5.762644	0	0.000000	0	0.000000	5.762644
Total			849990	5.762644	0	0.000000	0	0.000000	5.762644

FOR SVARAJ TRADING & AGENCIES LTD.

 Director / Auth. Signatory

SVARAJ TRADING AND AGENCIES LTD.
(D)(d) Statement showing details of locked-in shares

Sr. No.	Name of the shareholder	Pan No.	Number of locked-in shares	Locked-in shares as a (%) of total number of shares {i.e., Grand Total (A)+(B)+(C) indicated in Statement at para (D)(a) above}	Promoter / Promoter Group / Public
1	HARENDRA GUPTA	AFAPG8469G	300000	2.033898	Promoter/Promoter Group
2	SHANKAR DAS VAIRAGI	ACAPV2378L	400000	2.711864	Promoter/Promoter Group
3	REKHA SONI	BEGPS9760C	400000	2.711864	Promoter/Promoter Group
Total			1100000	7.457626	

For SVARAJ TRADING & AGENCIES LTD.


 Director/ Auth. Signatory

SVARAJ TRADING AND AGENCIES LTD.

(II)(a) Statement showing details of Depository Receipts (DRs)

Sr. No.	Type of outstanding DR (ADRs, GDRs, SDRs, etc.)	Number of outstanding DRs	Number of shares underlying outstanding DRs	Shares underlying outstanding DRs as a percentage of total number of shares {i.e., Grand Total (A)+(B)+(C) indicated in Statement at para (I)(a) above}
1	NIL	Nil	Nil	Nil
Total		0	0	0

FOR SVARAJ TRADING & AGENCIES LTD.


 _____ / Authn. Signatory

Sr.No	Notes
1	
2	
3	
4	
5	
6	
7	
8	
9	

FOR SUDAN TRAINING & AGENCIES LTD.


Director of Secretary